



WELCOME TO WIESBADEN!

This packet contains some starter information pertaining to the Garrison and surrounding area. For more information, please contact our staff at ACS!

DSN:548-9201/ 9202 Civ: 0611-143-548-9201/ 9202

TABLE OF CONTENTS

Page 1 - ACS Facts and Dialing Codes

Page 2 - Medical & Emergency Services Contact & Information

Page 5 – ACS Spouse Orientation

Page 6 - Host Nation Orientation

Page 8 - Lending Closet

Page 10 – On post Veterinary Clinic and local pet laws

Page 11 - How to shop tax free (using VAT forms)

Page 13 – CYS/School Liaison Officer (SLO)

Page 15 - Education Center

Page 17 - Learning a little German and Conversion charts

Page 21 – USAG Wiesbaden Shuttle Bus Schedule

Page 22- Shuttle Bus stops (points of interest)

Page 23 – Taxi service

Page 24 - Wiesbaden Thrift Store & Recycle/ Reuse Center Information

Follow **USAG Wiesbaden** on Facebook
for up to date information concerning COVID19.



<https://www.facebook.com/usagwiesbaden/>



USAG WIESBADEN *COMMUNITY UPDATE*

This is the official page for the Wiesbaden Military Community updates managed by the U.S. Army Garrison Wiesbaden Public Affairs Office.

Information Links:

USAG Wiesbaden Garrison website: <https://home.army.mil/wiesbaden/>

USAG Wiesbaden COVID19 Information: <https://home.army.mil/wiesbaden/index.php/coronavirus>

USAG Wiesbaden Family and MWR website: <https://wiesbaden.armymwr.com/>

USAG Wiesbaden AFN website: <https://www.afneurope.net/Stations/Wiesbaden/>

ACS Facts at a Glance

- **Location:** Mississippi Straße 22 Bldg 07790, on Hainerberg Housing
- **Phone:** DSN (314)548-9201/ 9202 CIV 0611-143-548-9201/ 9202
- **Operating hours:** Monday, Tuesday, Wednesday, Friday 8 a.m. to 5 p.m.
Thursday appointments only until 1 p.m. Closed on Federal Holidays
- **Website:** <http://wiesbaden.armymwr.com/programs/army-community-service-acs>
- **Email:** usarmy.wiesbaden.imcom-europe.mbx.mwr-acs@mail.mil

Our services are available to the following:

Active Duty and dependents
National Guard/Army Reserve and dependents
DOD civilian employees/Contractors and dependents
Surviving family members of Fallen military personnel

Dialing Codes

DSN	Civilian
334-2XXX	(06134)604 + last three digits of DSN
521-XXXX	
334-4XXX	(0611)508 + last three digits of DSN
335-5XXX	(0611)4080 + last three digits of DSN
336-XXXX	(0611)816-XXXX
337-5XXX	(0611)705-XXXX
338-7XXX	(0611)380-XXXX
347-3XXX	(06155)603-XXX
537-XXXX	(0611)143-537-XXXX
546-XXXX	(0611)143-546-XXXX
548-XXXX	(0611)143-548-XXXX
570-XXXX	(0611)9744-XXXX

Dialing Outside Germany

- To dial a German commercial telephone number from within the United States: **Dial 011 49 and drop the first 0 of the commercial number.**
- To dial a German commercial telephone number from within Europe, but outside of Germany: **Dial 0049 and drop the first 0 of the commercial number.**
- To dial a Defense Switched Network number from outside of Europe: **Dial 314 plus the seven digit DSN.**

Wiesbaden Army Health Clinic

- **Location:** Bldg 1040, Flugplatz Erbenheim (Clay Kaserne)
- **Phone:** Main Clinic DSN 590-1300 or Civ 06371-9464-1330
Appointment line: DSN 590-5762 or Civ 06371-94645762
- **Operating hours:** Monday- Friday 0730 a.m. to 1630 p.m. On the 3rd Thursday of each month the clinic will be closed for training until 1300

Emergency Services Phone numbers

<u>ORGANIZATION</u>	<u>DSN</u>	<u>CIV</u>
Police		
Military - Emergencies	114	(0611) 705-114
Military Non-Emergency	548- 7777/7778/7779	(0611) 143-548-7777/7778/7779
German Polizei		110
Fire Department		
Military - Emergencies	117	(0611) 705-117
Military - Non-Emergency	337-5315/5883	(0611)705-5315/5883
German Fire and Rescue		112
Ambulance		
On-Post Emergency	117	(0611) 705-117
Off-Post Emergency		112
On-Post Health Resources		
Wiesbaden Army Health Clinic	590-1300	(06371) 9464-1330
Wiesbaden Dental Clinic	590-1515	(06371) 9464-1515
American Red Cross		(001) 877-272-7337
Installation Operations Center	548-3003	(0611) 143-548-3003
Off-Post Hospitals and Clinics		
Asklepios Paulinen Klinik		(0611) 8470
Deutsche Klinik für Diagnostik GmbH		(0611) 5770
Dr. Horst Schmidt Klinik (Stadt Clinic)		(0611) 43-2020 International: (0611) 43-2799
St. Josefs-Hospital Wiesbaden		(0611)1770

Wilhelm Fresenius Klinik		(0611) 4360
Universitatlinik Mainz (Mainz University Clinic)		(06131) 170
Katholisches Klinikum Mainz		(06131) 1470
Katholisches Klinikum Mainz		(06131) 5750
Polizei		
Wiesbaden Polizeipraesidium (Police Headquarters)		(0611) 3450
1st Precinct		(0611) 345-2140
2nd Precinct		(0611) 345-2240
3rd Precinct		(0611) 345-2340
4th Precinct		(0611) 345-2440
5th Precinct		(0611) 345-2540
Mainz Polizeipraesidium (Police Headquarters)		(06131) 650-653303
Special Response Hotlines		
Child Abuse Hotline (24 HR)	548-7777	(0611) 143-548-7777
Domestic Violence Response Hotline (24 HR)		(0162) 297-5625
Poison Control Center (German)		English-speaking hotline: (0911) 398-2451 German Poison Control: (00800) 444-88444
Sexual Assault Response Wiesbaden Victim Advocate (24 HR)	53-SHARP (74277)	(0162) 296-6741
Road and Weather Conditions (24 HR)	548-3040	(0611) 143-548-3040

Communication key to care on, off post

Wiesbaden Army Health Clinic

The Wiesbaden Army Health Clinic Patient Centered Medical Home is accredited by The Joint Commission. Each patient enrolled to the clinic is assigned a primary care manager on one of the PCMH teams (Blue or White). In the PCMH model, patients have a health care team that knows their medical needs, takes care of their needs, and coordinates with other health care delivery teams to provide the best quality care. PCMH staff includes the primary care manager (a physician, nurse practitioner or physician assistant), registered nurses, medics, clinical pharmacists, and an integrated behavioral health consultant.

The clinic also offers a variety of other services in different locations across Clay Kaserne:

Bldg. 1040

- Medical and Dental Clinic
- Primary Care
- Optometry
- X-ray
- Lab
- Soldier Medical Readiness Cell
- Patient Administration
- TRICARE

Bldg. 1041

- Family Advocacy Program
- Educational and Developmental Intervention Services (EDIS)

Bldg. 1026

- Outpatient Behavioral Health

Bldg. 1201

- Army Wellness Center
- American Red Cross
- Physical Therapy

Patient satisfaction and feedback

Patients are encouraged to provide feedback, positive and negative, to allow clinic staff to continually improve patient experience and satisfaction with their care. Patients can use the following methods to provide feedback.

- **Joint Outpatient Experience Survey (JOES):** Approximately 72 hours after an appointment, patients will receive a survey to complete by mail or electronically.
- **Interactive Customer Evaluation (ICE):** Patients can complete an ICE card or submit ICE comments online at <https://ice.disa.mil/>.
- **Patient Advocate:** Located in the TRICARE Service Center, advocates can be reached at 06371-9464-1361 or DSN 590-1364.

Access to care

It is extremely important all active duty military and their command-sponsored Family members enroll in

TRICARE Prime. Enrollment can be accomplished either at inprocessing or the TRICARE Service Center. One significant benefit to Prime enrollment is the access to care standards that assure patients receive timely, quality care. If timely care is unavailable at the clinic, patients may be referred to Landstuhl Regional Medical Center or to a host nation provider or hospital.

Patients can make appointments by using TRICARE Online at www.tricareonline.com or by calling Central Appointments at 06371-9464-5762.

Access to care standards

- Acute Care - 24 hours
- Routine Care - 7 calendar days
- Specialty Care - 28 calendar days

Virtual tools

The below tools are available to patients to schedule appointments, access information, communicate with their care teams, or to seek guidance.

TRICARE Online

www.tricareonline.com

- Make, reschedule or cancel appointments.
- The blue button allows patients to view their health information, including lab and radiology results, medications, immunizations and more.
- To refill prescriptions, click on the Rx refill button, select which medications to refill, select the pharmacy location, and then submit. The refill will be ready the following business day.

RelayHealth

app.relayhealth.com

- Healthcare teams can register patients during their appointments.
- Allows secure communication between patients and their primary care manager or team. Best for non-emergent communication.
- Patients can consult with their PCMH or care team, request an appointment, request prescription renewal, and request lab or test results.
- Currently, 32 percent of patients are enrolled in RelayHealth.
- Once registered, users must reply to an email to activate RelayHealth.

Patient liaisons

Wiesbaden Army Health Clinic has host nation patient liaisons available to assist U.S. beneficiaries hospitalized in host nation medical facilities. Patient liaisons can be reached at 0162-270-7743 or 0162-297-1057/7746.

IN CASE OF EMERGENCY

The Wiesbaden clinic does not provide emergency care. For medical emergencies, go to the nearest hospital, dial 112 off post, or call the MP station at DSN 114.

Universitätsklinik Mainz

Langenbeckstrasse 1, 55131 Mainz Oberstadt

Phone: 06131-170

www.unimedizin-mainz.de

Emergency Room: There are three different emergency rooms.

- Pediatrics ER in Bldg. 109
- Surgery ER in Bldg. 505
- Internal Medicine ER in Bldg. 605

Helios Dr. Horst Schmidt Kliniken (HSK) Wiesbaden

Ludwig-Erhard-Strasse 100, 65199 Wiesbaden

Phone: 0611-430

www.hsk-wiesbaden.de

Emergency Room: The HSK has a 24-hour, fully-staffed Notaufnahme (emergency room).

St. Josefs-Hospital (JOHO) Wiesbaden

Beethovenstrasse 20, 65189 Wiesbaden

Phone: 0611-1770

www.joho.de

Emergency Room: St. Josefs has an emergency room.

Note: Patients with behavioral health crises, pediatric emergencies, and eye emergencies should not go to St. Josefs Hospital. These patients should go to the emergency room at HSK or Uniklinik Mainz.

Asklepios Paulinen Klinik Wiesbaden

Geisenheimer Strasse 10, 65197 Wiesbaden

Phone: 0611-8470

www.asklepios.com/wiesbaden

Emergency Room: APK has an emergency room.

For gynecological and obstetric emergencies, contact the gynecology department on the ground floor of the hospital on Mondays, Tuesdays and Thursdays from 8 a.m. to 4:30 p.m. and Wednesdays and Fridays from 8 a.m. to 4 p.m. Outside of these times, contact the emergency department.

Note: Patients with behavioral health crises, pediatric emergencies, and eye emergencies should not go to APK. These patients should go to the emergency room at HSK or Uni Klinik Mainz.

Host nation patient liaisons can:

- Help plan transfers from military treatment facilities to host nation medical facilities or from host nation facilities to military medical facilities by civilian ambulance or privately owned vehicle.
- Ease language barriers between the patient and host nation providers and provide the patient with a copy of the U.S. Army Europe Medical Phrase Book.
- Talk to host nation physicians to get up-to-date information on patients' medical conditions and treatment plans.
- Answer questions about treatment,

environment of care, and follow-up care to the best of their knowledge, or when doctors are unavailable.

- Assess and interpret patient concerns to determine specific assistance needs.
- Conduct follow-up visits to assess treatment progress or plans for the patient's transfer to other hospitals or military treatment facilities.
- Assist with the discharge of a patient from a host nation hospital.
- Provide local resources for medical supplies and pharmacies.
- Per request, accompany patients on their first visits to host nation providers.

ACS SPOUSE ORIENTATION

— *Be in the Know* —

SERVICES • OPPORTUNITIES • OUTREACH



Currently offering Virtual meetings via MS TEAMS. Please contact ACS to register.

Every 3rd Wednesday in 2020

**Jan. 15 • Feb. 19 • March 18 • April 15 • May 20 • June 17
July 15 • Aug. 19 • Sept. 16 • Oct. 21 • Nov. 18 • Dec. 16**



Army Community Service

Hainerberg, Bldg. 7790 | 0611-143-548-9201/9202 | (DSN) 548-9201/9202
wiesbaden.armymwr.com & facebook.com/wiesbadenarmymwr



RELOCATION READINESS

Host Nation ORIENTATION

Open to all Incoming Service Members, Civilians, and Family Members

~~Every TUESDAY
9:00AM to 5:00PM~~

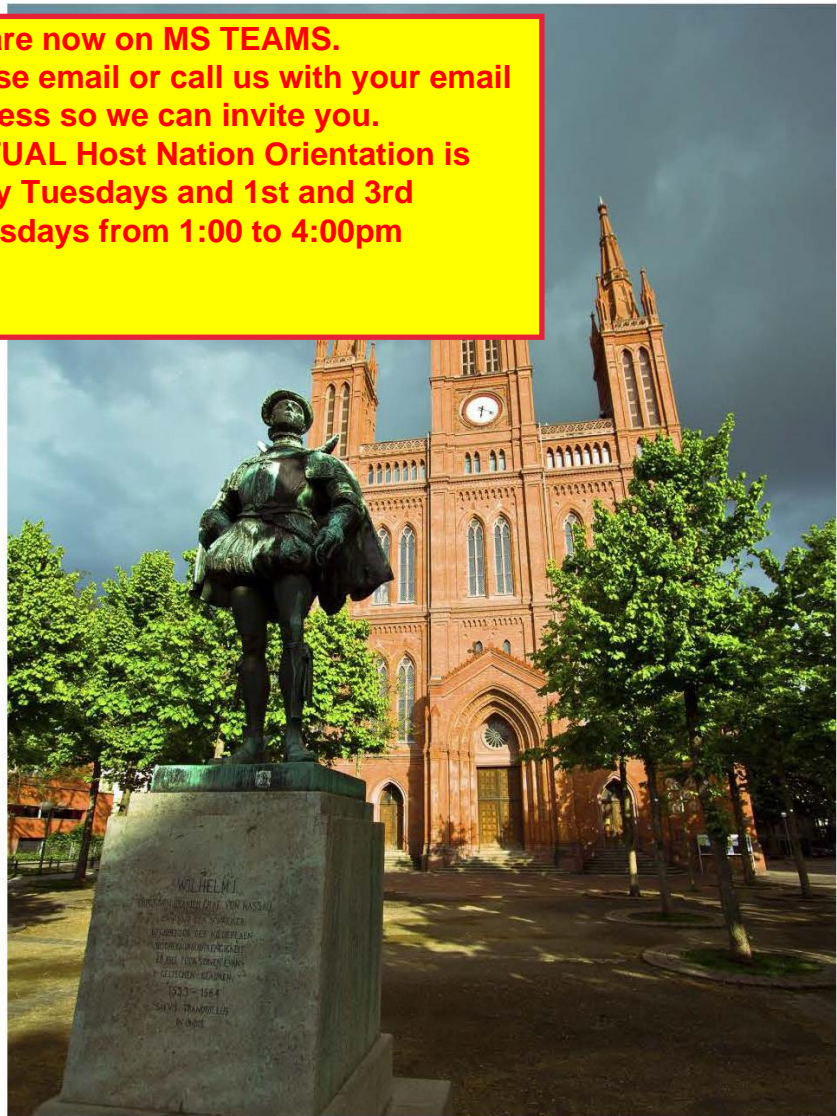
WIESBADEN ENTERTAINMENT CENTER
BLDG. 7891
HAINERBERG HOUSING

**We are now on MS TEAMS.
Please email or call us with your email
address so we can invite you.
VIRTUAL Host Nation Orientation is
every Tuesdays and 1st and 3rd
Thursdays from 1:00 to 4:00pm**

Host Nation Orientation provides cultural, language, and local information followed by an afternoon Wiesbaden walking tour.

Please wear civilian clothing and walking shoes.

Registration is mandatory. Newly arrived personnel have priority.



Wiesbaden.ArmyMWR.com

Registration & Information:
ACS Relocation Readiness Program

Hainerberg Housing, Bldg. 7790

DSN 548-9201 | CIV 0611-143-548-9201



GET A SPOUSE SPONSOR

CALL 0611-143-548-9201/9202

ACS SPOUSE SPONSORS WILL

ANSWER YOUR RELOCATION QUESTIONS

**PROVIDE VALUABLE INSIGHTS
FROM EXPERIENCE**

**MAKE SURE THEY ARE THE RIGHT
SPONSOR FOR YOU**

Please call the
ACS Spouse Sponsorship Coordinator
for details and to get started.



Army Community Service

Hainerberg, Bldg. 7790 | 0611-143-548-9201/9202 | (DSN) 548-9201/9202
wiesbaden.armymwr.com & facebook.com/wiesbadenarmymwr



FOR HELP WITH
ACCESSIBILITY, CONTACT
THE ACS EFMP AT
0611-143-548-9201

8 A.M. - 5 P.M.
MONDAY - FRIDAY

RELOCATION READINESS

LENDING CLOSET

Free to DoD ID card holders. Available to all incoming and outgoing Service Members, Civilians and their Family Members (while waiting for household goods to arrive).



...
30-day loan of essential items (extensions possible)

15-day loan for GPS devices

Kitchen kits (including pots & pans)

Kids items (including high chairs, pack 'n' plays, booster seats)



Army Community Service

Hainerberg, Bldg. 7790 | 0611-143-548-9201/9202 | (DSN) 548-9201/9202
wiesbaden.armymwr.com & facebook.com/wiesbadenarmymwr

All items for rent

ITEM	ITEM	ITEM	
<u>Silverware/ Utensils</u>	<u>Dishes/Cookware</u>	<u>Extra Items</u>	<u>Children Items</u>
Fork- Dinner	Coffee Mug	Baking Sheet	High Chair
Knife- Dinner	Plastic Drinking Cups	Casserole Dish	Pack 'n' Play
Knife- Steak	Bowls- Dinner	Coffee Maker 110/220	Stroller
Tablespoons	Plates- Dinner	Toaster 110/220	Styrofoam Booster Seat
Teaspoons	Plates- Salad	Iron 110/220	
Chef Knife	Pot w/lid (S/M/L)	Ironing Board	
Potato Masher	Frying Pan	Measuring Cup	
Spatula/Pancake Flipper	Cutting Board	Measuring Spoons	
Spaghetti Server	Mixing Bowl (S/M/L)	Whisk	
Serving Spoon	Strainer/Colander		
Slotted Spoon			
Vegetable Peeler			
Can Opener			
Serving Tongs			

*Pre-made kit for families of 4

ITEM	QUANTITY	ITEM	QUANTITY	ITEM	QUANTITY
Coffee Mug	4	Forks- Dinner	4	Whisk	1
Drinking Cups- Plastic	4	Knife- Chef	1		
Plates- Dinner	4	Serving Spoon	1	Pot w/ lid- Small	1
Plates- Salad	4	Slotted Spoon	1	Pot w/ lid- Medium	1
Bowls- Dinner	4	Serving Tong	1	Pot w/ lid- Large	1
		Can Opener-Manual	1	Frying Pan	1
Knives- Dinner	4	Potato Masher	1		
Knives- Steak	4	Vegetable Peeler	1	Strainer/Colander	1
Tablespoons	4	Spaghetti Server	1	Cutting Board	1
Teaspoons	4	Spatula/Pancake Flipper	1	Mixing Bowl	1

*Pre-made kit for families of 6

ITEM	QUANTITY	ITEM	QUANTITY	ITEM	QUANTITY
Coffee Mug	6	Forks- Dinner	6	Spatula/Pancake Flipper	1
Drinking Cups	6	Knife- Chef	1	Whisk	1
Plates- Dinner	6	Serving Spoon	1	Pot w/ lid- Small	1
Plates- Salad	6	Slotted Spoon	1	Pot w/ lid- Medium	1
Bowls- Dinner	6	Serving Tong	1	Pot w/ lid- Large	1
Knives- Dinner	6	Can Opener-Manual	1	Frying Pan	1
Knives- Steak	6	Potato Masher	1	Strainer/Colander	1
Tablespoons	6	Vegetable Peeler	1	Cutting Board	1
Teaspoons	6	Spaghetti Server	1	Mixing Bowl	1

*- Families of less than 4 or 6 can still rent a pre-made kit

Veterinary Treatment Facility

- **Location:** Bldg 1038, Wurger St., Clay Kaserne
- **Phone:** DSN 546-0700 or Civ (0611)143-546-0700
- **Operating hours:** Tuesday and Thursday 0800 to 1600, Wednesday 0800 to 1200.
Last Thursday of the month Inventory Closure 1200 last working day of each month. Closed U.S. federal holidays
- **All pets living on post must be registered with the VTF upon arrival.**
Please allow 72 hours when requesting prescriptions refills.
Due to limited manpower and resources, veterinary emergency cases are best served through a full service civilian veterinary hospital.

Importing pet information link: <http://phc.amedd.army.mil/topics/animed/vtfo/Pages/AnimalImport.aspx>
Health Certificate -- All pets traveling by air will need a health certificate completed by a veterinarian which is generally valid for no more than 10 days from date of issue.

USDA Microchip requirements - Pet dogs, cats, and ferrets must be identified with a microchip compatible with ISO standard 11784 or 11785 or the appropriate microchip reader must be provided along with the pet.
GARRISON MEMORANDUM ON PET OWNERSHIP IN GOVERNMENT QUARTERS CONTROL OF PETS CAN BE FOUND AT:
<http://www.wiesbaden.army.mil/policies/15Pets.pdf>

Pet owners should be aware of local laws

Emily Jennings

USAG Wiesbaden Public Affairs

Anyone who's brought a pet overseas has already jumped through several hoops — making sure they're micro-chipped and vaccinated, obtaining a health certificate and complying with airline regulations. But once here, there are still some things pet owners must take care of and some laws to be aware of.

Pet owners living on post or off must register their pets at the Veterinary Treatment Facility on Clay Kaserne within two weeks of arriving in Germany, said Capt. Melissa Dugan, DVM, officer in charge at the VTF. Failure to register with the garrison could potentially result in hundreds of euros in overdue registration fees if caught. The good news is, it's free to register pets with the garrison and it only needs to be done once at the duty station where the pet resides.

Pets must have been vaccinated for rabies at least 21 days before arriving in Germany, regardless of age, Dugan said. This applies to pets even from another country within the European Union. A

pet purchased outside of Germany in the EU will need a pet passport with current rabies vaccine and microchip information. Airlines may have additional requirements.

The VTF is open to all DoD ID card holders, however, services are limited at this time. Personal pets are secondary to the military working dog mission. The VTF can administer vaccines and health certificates, but is not doing surgeries or boarding. The facility has a very limited number of openings for dental and sick call appointments, but the goal of these types of procedures is for the Veterinary Corps officers and military technicians to maintain their clinical proficiency.

The VTF provides an in-briefing for pet owners, which includes information on off-post veterinarians, boarding, grooming, obedience training and other services.

The clinic is open Monday, Tuesday and Thursday from 8 a.m. to 4 p.m., Wednesday from 8 a.m. to noon and Friday from 8 a.m. to 1 p.m. They are closed federal holidays. Call (0611)143-546-0700 to make an appointment.

Know the rules in Germany

Some German laws that dog owners should be aware of:

1. The use of electrical devices for disciplinary purposes is not allowed.
2. A dog may only be kept in a crate a maximum of two hours per day.
3. Dogs up to 50 cm tall need a minimum of six square meters of floor space, 50 to 65 cm need eight and more than 65 cm need 10.
4. Tie outs must allow a dog to move at least six meters, five meters side-to-side, and be attached so that the dog may go to its dog house, lie down, turn around and move freely without risk of injury. Only wide harnesses or collars that do not tighten themselves can be used. Tie outs are prohibited for dogs that are younger than 12 months, ill or pregnant.
5. If a dog is kept outdoors, it must have a dog house made of thermally insulating material. The dog house must be big enough so the dog can turn around and lie comfortably and keep the shelter warm with its own body heat if there is no heating.
6. At least twice a day, a dog must have at least two hours of contact with its owner or care

- provider, such as play, walking or dog school.
7. Twice a day for one hour, dogs must have a chance to run freely, if kept in a kennel otherwise.
 8. Dogs must be kept on a leash inside developed areas at all times. Outside developed areas, dogs must automatically be put on a leash if other people are approaching. Violating this rule may be punished by fines up to 5,000 euros.
 9. Owners must dispose of pet waste properly.
 10. During quiet hours between 10 p.m. and 6 a.m. and 1 to 3 p.m., dog owners must ensure neighbors are not disturbed by barking, whining or howling. Outside these hours, dog owners must ensure dog noises last no longer than 10 minutes in a row, or exceed 30 minutes cumulatively per day.
 11. Pets are not allowed to run free. The owner may be held liable for any bodily injuries or property damage that the pet may cause. German law imposes strict liability on the owner for damages, regardless of whether the pet is in the possession of the owner. Therefore, it is recommended that pet owners obtain liability insurance.

Avoid paying sales tax with VAT forms

In order to enjoy the benefits of this program, it's important to understand the process for using VAT forms. Sponsors must attend a briefing at the VAT office, Bldg. 1023E on Clay Kaserne. During this initial visit, the sponsor can add Family member names and buy VAT forms. The NF-1 VAT form costs \$5 and can be used for purchases up to €2,499.99. Only 10 of these forms can be checked out at a time, but once one is returned, that household is eligible to buy a new one. The NF-1 form is commonly used for purchases like train tickets, short hotel stays, groceries and clothing.

Stacking receipts

Multiple purchases from the same vendor can be put onto a single form, as long as the purchases were made during the same calendar month and the refund is collected before the end of that month. The VAT form must also have been purchased before the date of the first transaction and be valid through the last. Shoppers should beware: some vendors may not fully understand these rules and offer to violate them; however, the customer is ultimately responsible for using the forms properly. If a VAT form is used improperly, the customer must correct it by paying the tax, said Clifford Wix, program manager for the VAT/UTAP office.

Purchases over €2,500

The NF-2 VAT form costs \$65 and is for purchases of €2,500 or more — like a car, for instance. Before an NF-2 can be issued, certain requirements must be met. “We need a quote showing what’s being purchased and how much it would cost without the tax,” Wix said. The buyer also needs to show they are capable of making the payment in full, he added. “That can be done one of two ways. One is with a cashier’s check, if they’re basically buying it straight out. They can also get a letter of intent, or a loan letter, showing that they’re approved to finance the full amount without tax.” “You cannot pay or negotiate before you have the VAT form and still receive tax relief,” Wix said. “You can get a cost assessment, but if you put down any money at the time — if you pay one penny down — then we can’t issue that VAT form.” Another thing to be aware of when making big purchases is that a customer cannot split up items from the same vendor made on the same day in order to use NF-1 forms instead of an NF-2. For example, if someone purchases a bed for €1,500 and a couch for €2,000 from the same store on the same day, they cannot use one NF-1 form for the bed and another for the couch, regardless of what the vendor says. Only one NF-2 form can be issued at a time, and it does not count against the 10 outstanding NF-1 forms.

Keep in mind

There are several items shoppers should keep in mind before using their VAT forms. The agreement between the German and American governments doesn't force all stores to offer tax relief. “They can accept VAT forms, but there’s no law requiring shops accept them on the German side. It’s voluntary based on the vendor,” Wix said. Each VAT form has several sheets of carbon copies. The vendor keeps the yellow copy and the shopper should keep two copies; the pink one for their personal records and the white one to turn in at the drop box located just outside of the VAT office. Forms are good for two years from the date issued, but they don't work retroactively. “If you bought something yesterday and didn't have the VAT form, you couldn't get a VAT form today and get the tax off for the day before,” Wix explained. Tax relief is a benefit to military living overseas; however, violating the VAT rules can result in a loss of money, and in more extreme cases revocation of VAT privileges. The VAT office aims to prevent the latter. “When in doubt about when you can or cannot use a VAT form, call the VAT office,” Wix said. “We have the regulations here in the office on a lot of the grey areas.”

The U.S. Army Garrison Wiesbaden VAT office is located in Bldg. 1023 East, Room 151, and can be reached at (0611) 143-548-9107- <https://wiesbaden.armymwr.com/programs/value-added-tax-vat>

License needed to drive on, off post

Emily Jennings

USAG Wiesbaden Public Affairs

U.S. military personnel, civilian employees and Family members who plan to operate a privately owned vehicle while stationed in Germany will need a U.S. Forces Certificate of License, or USA-REUR license. This license allows drivers to drive on and off post within Germany by passing a written test, proving they understand the road rules and signs.

The test can be taken in person or online. Either way, the driver will need to bring documentation to the Drivers Training and Testing Station on Clay Kaserne and pay the required \$20 fee for the license, said Michael Leyba, transportation specialist at the DTTS.

Once a driver passes the test, they are eligible for a temporary license. The permanent license will be mailed to the driver's CMR address within 60 days and is valid for five years, when signed and accompanied by a valid stateside license for the same class of vehicle, said Hans-Peter Moosberger, driver's training instructor at the DTTS.

Authorization to drive a POV in Germany is a privilege, not a right, as outlined in the Driver's Handbook and

What you need

Please have the following items and information available when attending orientation and training for a driver's license:

- Valid stateside license or any other valid civilian or country driver's license.

- DoD ID card
- Sponsor's social security number and DoD ID card number
- \$20 check, money order, credit card or debit card (no cash)
- Glasses or contacts (if needed to pass eye test)

- Unit (Company, Battalion, Detachment, DoDEA, AAFES, or whatever applies)
- Full CMR address (Must be driver's mailing address, not somebody else's or a unit address)
- DSN (Work phone of sponsor) or other contact telephone number

Online

CAClogin: Personnel can take the USAREUR driver's test online at <https://jkodirect.jten.mil/>.

Family member login: Those without a CAC can take the test online at <https://jkodirect.jten.mil/Atlas2/faces/page/login/Login.seam>. Click the link "non-government/sponsored account registration" on JKO's website. Once a user ID and password is received from JKO, users must enter this into JKO to take the test. Search the course catalogue for USA-007 for the course and USA-007B for the test. Users will be prompted to put in their DoD ID number before taking the training and test. NOTE: Family members may not use a sponsor's CAC to log into JKO, as USAREUR will not accept the scores.

Examination Manual for Germany (AE Pam 190-34/USAFE Pam 31-206). Driving privileges may be withdrawn for offenses committed while operating a vehicle.

Completing the training: The course number and orientation are USA-007 and USA-007B. After taking the test, it will take 48 hours for the DTTS to receive the final score.

Bring the two certificates (USA-007 and USA-007B), a valid ID card, valid stateside or country driver's license and \$20 (no cash accepted).

Orientation and test results are valid for 60 days after taking the class and test.

If a driver fails the online test, they can take it again the same day.

Prepare for the test by reviewing the driver's handbook at: www.eur.army.mil/rmv/Drivers_Handbook/default.htm and taking a practice test at www.usareurpracticetest.com.

A current eye test by an optometrist (within 60 days) is required for applicants over 65 who are applying for an initial or replacement U.S. Forces Certificate of License.

In person

To take the test in person, customers should attend one of the regularly scheduled orientation and testing times: Tuesday, Wednesday and Friday at 7:25 a.m. in Bldg. 1023W, Room 324 on Clay Kaserne. The DTTS is closed on German and American holidays.

No appointment is necessary, but the DTTS can be reached at (0611) 143-546-6077/6076 for further information.

If a driver fails the test, they may retake it the next day the testing is offered, arriving at 10:30 a.m. (skipping the orientation).

Prepare for the test by reviewing the driver's handbook at: www.eur.army.mil/rmv/Drivers_Handbook/default.htm and taking a practice test at www.usareurpracticetest.com.

International license required outside Germany

U.S. Army Garrison Wiesbaden
Public Affairs

Defense Department personnel stationed in Germany need an international driver's license, in addition to a U.S. Forces Certificate of License (also known as a USAREUR license) and a valid stateside driver's license to drive outside the country.

Applicants should ensure they have the proper documentation in hand when they go to the USAG Wiesbaden Drivers Training and Testing Station before their next road trip.

"For incoming personnel and Family members the priority is to get a U.S. Forces Certificate of License, to operate a privately owned vehicle on and off installations in Germany," said Hans-Peter Moosberger, driver's training instructor at the DTTS.

However, at the start of every POV orientation Wiesbaden's instructors tell students to not delay getting their IDLs, and obtaining the signed application from their office is the first step.

"Every student who completes the POV orientation here, passes the written test and receives their permanent certificate of license should return to our offices for an IDL application if they plan to drive outside Germany's borders," Moosberger said.

An IDL can't be obtained using the temporary certificate of license issued immediately after passing the written test.

To apply, visit the Wiesbaden DTTS located on Clay Kaserne, Bldg. 1023W, Room 324. Applicants should bring their USAREUR license and a valid stateside license. The application must be completed in person and signed by DTTS personnel. It takes approximately 10 minutes. No appointment is required; however, applicants can call ahead to determine staff availability at (0611) 143-546-6076/6077.

Next, bring the signed application, a single passport photo, your U.S. Forces Certificate of License, official or tourist passport (red or blue), valid

stateside driver's license, Department of Defense ID card and 15 euros to the off-post KFZ-Zulassungsstelle (the German equivalent of the Department of Motor Vehicles) located in Wiesbaden-Schierstein.

"No additional driver's test is required to get an IDL; just some paperwork, valid documentation and 15 euros," said Michael Leyba, transportation specialist at the DTTS.

Some navigation systems may direct drivers past the facility to the "Federal Mogul" building; however, the vehicle entrance to the KFZ-Zulassungsstelle is immediately past the blue sign for "TÜV Hessen Service Center" on the right-hand side of the street. Free parking is available.

"They offer extended evening hours until 6 p.m. on Wednesdays, which makes it a convenient time to visit the facility," Moosberger said.

When entering the building, get a number from the small electronic kiosk in the waiting area. The kiosk screen will read, "Warteticket." Press the orange

button with the word "Fahrerlaubnisbehörde." A paper ticket will print with a customer number that begins with the letter "F." Pay attention to the screens on the wall. When the number comes up on the screen, the appointment will be upstairs on the second floor (1. Stock, in German) in the room (Raum) indicated on the screen.

After processing, applicants return downstairs to pay at the "Kassenautomat," a self-service pay station, before the IDL will be issued. The license costs 15 euros and must be paid in cash or with an EC card, no credit cards.

Passport photos can be taken at self-service photo booths located at the food court on Clay Kaserne and the Hainerberg Exchange Mall. A booth is also located in the entrance of the KFZ-Zulassungsstelle, for those who forget to bring one. Four photos cost 5 euros. Don't forget scissors to cut one photo from the page.

The IDL is valid for a maximum of three years, or as long as the accompanying stateside license is valid.

SCHOOL SUPPORT SERVICES: WHAT WE DO

VISION

A driving force for student success

MISSION

Army Child, Youth & School Services programs exist to support military readiness by reducing the conflict between a Soldier's mission requirements and his or her parental responsibilities.

FOCUS

Engage community resources to reduce the impact of relocations and school transition.

Provide predictable support services.

Identify barriers and develop solutions to ensure academic success.

Promote parent and community involvement.

Help parents, children/youth, commanders and communities to access resources that facilitate school transitions.

PARTNERSHIPS IN EDUCATION

Enriching our Community, Preparing our Children

OPPORTUNITIES IN

- Community Outreach
- School Transitions
- Adopt a School
- Mentoring
- Tutoring

HELP BUILD MILITARY SCHOOL PARTNERSHIPS.

Contact your Principal, School Liaison Officer or School Home Community Partnership Coordinator at your school for information.

Chart your course for success!

Point your children in the right direction ... and when they're older they won't be lost.



CHILD & YOUTH SERVICES

PARENT CENTRAL SERVICES

Clay Kaserne, Bldg. 1213 Annex
49 (0)-611-143-548-9356 DSN 548-9356

Hours of Operation:

Mon, Tues, Wed, Fri: 0800-1600
(Walk-ins and Appointments)

Thur: 1300-1800 (Walk-ins only)

Thur: 0800-1300 Closed for training

For more information, visit

schools' www.Wiesbaden.Army.mil

For the most up to date information from FMWR, visit Wiesbaden.ArmyMWR.com

School Registration Contacts

WiesbadenHS.Registrar@eu.dodea.edu

WiesbadenMS.Registrar@eu.dodea.edu

HainenbergES.Registrar@eu.dodea.edu

AukammES.Attendance@eu.dodea.edu

Updated 24 AUG 2017



CHILD & YOUTH SERVICES

School Liaison Officer
USAG Wiesbaden

School Support Services



Connecting Families, Schools & Communities

PETER WITMER, SCHOOL LIAISON OFFICER

49 (0)-611-143-548-9305 DSN 548-9305

petergwitmer.naf@mail.mil



SCHOOL REGISTRATION INFORMATION

WHAT YOU'LL NEED ...

Sponsor's Orders
Immunization Records
Birth Certificate or Passport (primarily Elementary level)
Transcript/School Record
Sports Physical Evaluation Record, signed by a physician (valid for one year) if participating in high school sports
Sports physical examination may be coordinated with the medical clinic.

BEFORE YOU MOVE ... MAKE SURE YOU HAVE THE FOLLOWING DOCUMENTS.

Copy of School Records
Course Descriptions
Documents of Achievements and Awards
Immunization Records
Medical and Dental Records
*Please don't pack these items with household goods!
Hand carry them to your next location.*

FREE & REDUCED LUNCH

Save \$300-\$500 per year per child! Apply for Free & Reduced Lunch Program online at <https://freeandreducedapps.aafes.com/>. A student ID number, provided by the school registrar's office, is required to complete the online application. DO NOT include Housing allowance in total income.

SCHOOL LUNCH INFORMATION

Visit the Exchange to set up student lunch accounts. Students receive a 6-digit PIN. They use this PIN to purchase a prepaid school lunch. To receive Free or Reduced lunch students are also required to get a lunch account. For information on the school lunch program go to www.aafes.com/about-exchange/school-lunch-program/

GET A YOUTH SPONSOR ... GRADES 6-12 In

Wiesbaden, contact Contact School Support Services. Phone: 49 (0)-611-143-548-9305 DSN 548-9305
Email: peter.g.witmer.naf@mail.mil

FREE TUTORING!!! 24 X 7 LIVE ONLINE HELP

Visit www.tutor.com/military or contact School Liaison Officer for details.

CONTACT INFORMATION

U.S. ARMY GARRISON WIESBADEN CHILD, YOUTH & SCHOOL SERVICES

Administrative Office

Building 7790, Hainerberg Housing Area
49 (0)-611-143-548-9301 DSN 548-9301

Youth Sports and Fitness

Bldg. 1213 Annex, Clay Kaserne,
49 (0)-611-143-548-9363 DSN 548-9363

Schools of Knowledge, Inspiration, Exploration & Skills (S.K.I.E.S.)

Bldg. 1213 Annex, Clay Kaserne
49 (0)-611-143-548-9359 DSN 548-9359

Child Development Center (CDC)

Building 1501, Clay Kaserne
49 (0)-611-143-548-9372 DSN 548-9372

Child Development Center (CDC)

Building 1502, Clay Kaserne
49 (0)-611-143-548-9382 DSN 548-9382

Child Development Home (CDC)

Building 7798, Hainerberg Housing
49 (0)-611-7637627 or 49 (0)-611-9881033

Hainerberg Child Development Center (CDC)

Building 7885, Hainerberg Housing
49 (0)-611-143-548-9320 DSN 548-9320

Hourly Care and Respite Care Line

Building 1215, Clay Kaserne
49 (0)-611-143-548-9350 DSN 548-9350

School Age Center (Clay Kaserne)

Building 1502, Clay Kaserne
49 (0)-611-143-548-9391 DSN 548-9391

School Age Center (Hainerberg)

Building 7894, Hainerberg Housing
49 (0)-611-143-548-9331 DSN 548-9331

Youth Center (Clay Kaserne)

Building 1215, Clay Kaserne
49 (0)-611-143-548-9325 DSN 548-9325

Youth Center (Hainerberg)

Building 7884, Hainerberg Housing
49 (0)-611-143-548-9341 DSN 548-9341

Family Child Care

Building 7790, Hainerberg Housing
49 (0)-611-143-548-9310 DSN 548-9310

U.S. ARMY GARRISON WIESBADEN SCHOOLS

Aukamm Elementary School

Principal Ms. Alice Berard
0611-705-6260 DSN 337-6260

Hainerberg Elementary School

Principal Dr. Tonya Laliberte
0611-705-2220 DSN 337-2220

Wiesbaden Middle School

Principal Mr. Dan Serfass
0611-705-2240 DSN 337-2240

Wiesbaden High School

Principal Dr. Sandra Whitaker
0611-705-2260 DSN 337-2260

School Bus Office

0611-705-2251 DSN 337-2251

School Liaison Officer

Peter Wittmer
0611-143-548-9305 DSN 548-9305



COMMUNITY RESOURCES

Army Community Service

Family Advocacy Program
Exceptional Family Member Program
New Parent Support Program
0611-143-548-9201/9202 DSN 548-9201/9202

Educational/Developmental Intervention Services (EDIS)

06371-9464-1323 DSN 590-1323

US Army Health Clinic Wiesbaden

06371-9464-1300 DSN 590-1300

Medical Clinic Central Appointments

06371-9464-5762 DSN 590-5762

Wiesbaden Dental Services

06371-9464-1515 DSN 590-1515

Women, Infants, and Children (WIC)

0611-505-5348

PCSING OR ETSING?

A. PCSING

1. EMAIL EDUCATION CENTER:
usarmy.wiesbaden.id-europe.mbx.education-services@mail.mil
2. ATTACH COPY OF ORDERS



B. ETSING

1. SCHEDULE IN-PERSON APPOINTMENT WITH A COUNSELOR
2. BRING A WORKING COPY OF YOUR DDZ/4



ARMY PERSONNEL TESTING

THE ARMY TESTING CENTER PROVIDES DEFENSE LANGUAGE PROFICIENCY TESTS (DLPT), DEFENSE LANGUAGE ATTITUDE BATTERY (DLAB), SELECTION INSTRUMENT FOR FLIGHT TRAINING (SIFT), & ARMED FORCES CLASSIFICATION TESTS (AFCT).



CLAY KASERNE, 1023 E. RM. 170
DSN 548-1302
CIV 0611-143-548-1302

NATIONAL TESTING CENTER AT



UNIVERSITY OF MARYLAND
GLOBAL CAMPUS | EUROPE

THE NATIONAL TESTING CENTER (OPERATED BY UMGC EUROPE) OFFERS ON-SITE SERVICES FOR COLLEGE LEVEL EXAMINATION PREP (CLEP), DANTES SUBJECT STANDARDIZED TESTS (DSST), PEARSON VUE EXAMS, AND PROCTORED EXAMS.

CLAY KASERNE, 1023 E. RM. 7
DSN 548-1311
CIV 0611-143-548-1311



PETERSON'S OASC & CPST

<https://dantes.petersons.com>

AFCT/ ASVAB ONLINE ACADEMIC TRAINING.



COMMONLY USED RESOURCES

ARMYIGNITED

www.armyignited.com

GATEWAY TO CREDENTIALING ASSISTANCE

ARMY COOL

www.cool.osd.mil

GATEWAY TO CREDENTIALING OPPORTUNITIES TO ADVANCE YOUR CAREER.

GOARMYED

<https://www.goarmyed.com>

GATEWAY FOR SOLDIERS TO REQUEST TUITION ASSISTANCE & TRACK COLLEGE CREDITS.

JST (Joint Services Transcript)

<https://jst.doded.mil>

DOCUMENT SHOWING INFORMATION ABOUT YOUR MILITARY EXPERIENCE AND TRAINING, WHICH IS EVALUATED BY SCHOOLS FOR COLLEGE CREDIT.

FAFSA (FREE APPLICATION FOR FEDERAL STUDENT AID)

<https://fafsa.ed.gov>

SOLDIERS OFTEN QUALIFY FOR A PELL GRANT WITH FAFSA, WHICH DOES NOT NEED TO BE PAID BACK TO THE GOVERNMENT. FREE MONEY!

MYCAA

<https://mycaa.militaryonesource.mil>

PROVIDES SPOUSES UP TO \$4,000 IN FINANCIAL AID WHO ARE PURSUING A LICENSE, CERTIFICATION (UNDERGRADUATE OR GRADUATE LEVEL), OR ASSOCIATE'S DEGREE. SPOUSES OF SOLDIERS IN PAY GRADES E-1 TO E-5, W-1 & W-2, AND O-1 & O-2 ARE ELIGIBLE. USE YOUR DS LOGON TO APPLY.

MONTGOMERY & POST 9/11 G.I. BILL INFORMATION

VA BENEFITS ADVISOR

Clay Kaserne, Bldg. 1023 E, Rm 169
DSN: 548-1323


CIV: 0611-143-548-1323

www.va.gov



VA

U.S. Department
of Veterans Affairs



P.S. WE HAVE A FULL SERVICE COMPUTER LAB AVAILABLE ANYTIME DURING BUSINESS HOURS IN ROOM 172!

USAG

WIESBADEN

EDUCATION CENTER



CLAY KASERNE, BUILDING 1023E

DSN: 314-548-1302

CIV: 0611-143-548-1302

usarmy.wiesbaden.id-europe.mbx.education-services@mail.mil

Updated Nov 2020



FAST CLASS (FUNCTIONAL ACADEMIC SKILLS TRAINING)



THE CLASS IS DESIGNED TO IMPROVE YOUR MATH AND READING SKILLS PRIOR TO TAKING THE AFCT. FAST CLASS RUNS MONDAY-FRIDAY FOR 15 DAYS EVERY OTHER MONTH (EXCLUDING DECEMBER) IN BLOC, 1023 E. ROOM 8. FOR MORE INFORMATION & TO SIGN UP FOR CLASS CONTACT THE WIESBADEN EDUCATION CENTER.

CONTACT THE EDUCATION CENTER FOR DETAILS!



GO ARMY ED



TUITION ASSISTANCE (TA)

- **GOARMYED WILL FUND 16 SEMESTER HOURS (SH) OF COLLEGE CREDIT EVERY FISCAL YEAR**
(FY = OCT 1- SEPT 30, DETERMINED BY THE START DATE OF A CLASS)
- **GOARMYED WILL FUND UP TO \$250 A SH**
(UP TO \$750 FOR A 3SH COURSE, UP TO \$1000 FOR A 4SH COURSE, ETC.)
- **UNDERGRADUATE STUDENTS**
 - **MUST MAINTAIN A 2.0 UNDERGRADUATE TA GPA**
(TA GPA = CUMULATIVE GPA OF ALL UNDERGRAD CLASSES PAID FOR BY TA)
 - **MUST RECEIVE GRADES OF A, B, OR C IN CLASSES.**
(IF A D OR F IS RECEIVED, THE SOLDIER IS SUBJECT TO RECOMPMENT)
- **GRADUATE STUDENTS**
 - **MUST MAINTAIN A 3.0 GRADUATE TA GPA**
(TA GPA = CUMULATIVE GPA OF ALL GRADUATE CLASSES PAID FOR BY TA)
 - **MUST RECEIVE GRADES OF A OR B IN CLASSES.**
(IF A C, D, OR F IS RECEIVED, THE SOLDIER IS SUBJECT TO RECOMPMENT)

CREDENTIALING ASSISTANCE (CA)

- **BEGIN YOUR CREDENTIAL SEARCH THROUGH ARMY COOL!**
<https://www.cool.osd.mil/army/index.htm>
- **CHOOSE FROM OVER 1,600 CREDENTIALING OPTIONS TO ADVANCE YOUR CAREER**
- **A SOLDIER MAY USE BOTH CA & TA**
 - ◆ COMBINED USE WILL NOT EXCEED FISCAL YEAR LIMIT OF \$4,000
 - ◆ A CREDENTIALING ASSISTANCE REQUEST MUST BE SUBMITTED AT LEAST 30 BUSINESS DAYS FROM THE START DATE
- **ONCE YOU HAVE CHOSEN A CREDENTIAL, YOU WILL COMPLETE THE CA PROCESS AT ARMY IGNITED. www.armyignited.com**
- **FOR QUESTIONS, CONTACT YOUR LOCAL ARMY EDUCATION CENTER**



COLLEGES & UNIVERSITIES ON POST



DSN: 548-1307
CIV: 0611-143-548-1307
wiesbaden@europe.ctcd.edu

DSN: 548-1308
CIV: 0611-143-548-1308
wiesbaden@erau.edu



UNIVERSITY OF MARYLAND
GLOBAL CAMPUS | EUROPE

DSN: 548-1316
CIV: 0611-143-548-1316
wiesbaden-europe@umgc.edu



DSN: 548-1309
CIV: 0611-143-548-1309
apwiesbaden@ou.edu

Sprechen Sie Deutsch? Find resources on post

Emily Jennings

USAG Wiesbaden Public Affairs

Even though Germans are known for being able to speak English, learning to speak their language can greatly enhance the experience of living in Wiesbaden.

Sure, it's possible to get by in Germany without speaking the language, but for those who will be here a while, being able to confidently order food, buy a bus ticket, read signs, ask for directions or just chat with the locals can make for a more enjoyable time.

Many resources can be useful even before moving to Germany, such as online videos, mobile phone apps and software programs, all of which have the advantage of being available at the time

or location of the user's choice.

Once here, community members have access to garrison resources, such as the Wiesbaden Library, Army Community Service conversational classes and the University of Maryland University College.

The Wiesbaden Library offers language resources in a variety of formats including audio CDs, books and online learning, said JoAnn Ogreenc, supervisory librarian.

She recommends using the new language in real life, whether that be out at a restaurant or at the grocery store. "You have to go out and talk to people in German," she said.

Those interested in the online learning software should set up a user account

with the library; then their language database can be accessed at any time, from anywhere in the world. For more information, call (0611)143-548-9821 or visit the library in Bldg. 1029 on Clay Kaserne.

A husband and wife volunteer team hosts free conversation-based classes at ACS. Registration is mandatory, and the classes fill up quickly, said Gigi Wilson, Relocation Readiness Program manager. Classes are held Tuesdays from 7 to 8:30 p.m. in Bldg. 7790, Room 22 on Hainenberg. Call (0611)143-548-9201 to register.

The University of Maryland University College, located in Bldg. 1023 East, Room 12 on Clay Kaserne offers Elementary German I and II and Intermediate I and II.

German certificates are also available, said Anna González, program and National Test Center coordinator with UMUC Europe.

"Soldiers can use their tuition assistance to pay for this Foreign Language Area Studies Certificate. Usually, TA cannot be applied if a Soldier has not been out of AIT for over a year," she explained. "But, TA has a separate pocket of funding designated for host nation language certificates and will pay for the courses that fall under the certificate even if the Soldier graduated from AIT under a year ago."

For more information, visit their office, call (0611)143-548-1316 or email wiesbaden-europe@umuc.edu or visit them on Facebook at UMUC Europe Wiesbaden.

German Language Reference Sheet

Quick reference German guide

Hello: **Hallo**

Good morning: **Guten Morgen**

Good afternoon: **Guten Tag**

Good evening: **Guten Abend**

How are you doing?: **Wie geht es ihnen/ Wie geht es dir/ wie geht's**

Fine, thanks: **Gut, danke**

And you?: **Und ihnen?/ Und dir?**

Please: **Bitte**

Thank you (very much): **Danke (schön)**

Goodbye: **Auf Wiedersehen**

Bye: **Tschüss**

Yes: **Ja**

No: **Nein**

Excuse me: **Entschuldigung**

How much does this cost?: **Was kostet das?**

Where is the restroom? **Wo sind die Toiletten?**

What is your name?: **Wie ist ihr Name?/ Wie ist dein Name?/ Wie heißen sie?/ Wie heißt du?**

My name is...: **Mein Name ist...**

Where are you from?: **Woher kommen sie?/ woher kommst du?**

I'm from the United States: **Ich komme aus den USA (Pronounced: oo es ah)**

I'm American: **Ich bin Amerikaner**

Where do you live?: **Wo wohnen sie?/ Wo wohnst du?**

I live in Wiesbaden: **Ich wohne in Wiesbaden**

Can you speak slowly please?: **Können sie etwas langsamer sprechen?**

I don't understand: **Ich verstehe sie nicht/ Ich verstehe dich nicht**

I don't know: **Ich weiß es nicht**

My German is not good: **Mein Deutsch ist nicht gut**

Large/medium/ small: **groß/ mittel/ klein**

Today: **Heute**

Tomorrow: **Morgen**

Yesterday: **Gestern**

NUMBERS

1: **null**

1: **eins**

2: **zwei**

3: **drei**

4: **vier**

5: **fünf**

6: **sechs**

7: **sieben**

8: **acht**

9: **neun**

10: **zehn**

11: **elf**

12: **zwölf**

13: **dreizehn**

14: **vierzehn**

15: **fünfzehn**

16: **sechzehn**

17: **siebzehn**

18: **achtzehn**

19: **neunzehn**

20: **zwanzig**

30: **dreißig**

100: **hundert**

1000: **tausend**

1.000.000:

Eine Million

1.000.000.000:

Eine Milliarde

DINING OUT

We would like a table for (2,3,...) please: **Einen Tisch für (2,3,...) bitte**

What would you like to drink? **Was möchten sie trinken?**

Are you ready to order?: **Möchten sie bestellen?**

Coffee: **Kaffee**

Tea: **Tee**

Water: **Wasser**

Salt: **Salz**

Pepper: **Pfeffer**

Sugar: **Zucker**

Milk: **Milch**

Lactose-free: **Laktosefrei**

Enjoy your meal: **Guten Appetit**

Did you like your food?: **Hat es ihnen geschmeckt?/ Hat es dir geschmeckt?**

I'd like to have the check please: **Ich hätte gern die Rechnung, bitte**

DAYS OF THE WEEK

Monday: **Montag**

Tuesday: **Dienstag**

Wednesday: **Mittwoch**

Thursday: **Donnerstag**

Friday: **Freitag**

Saturday: **Samstag**

Sunday: **Sonntag**

1st Floor: **Erdgeschoss**

2nd Floor: **1. Etage/ 1. Stock**

I need a doctor: **Ich brauche einen Arzt**

I need help: **Ich brauche Hilfe**

Call an Ambulance: **Rufen sie einen Krankenwagen**




Call the police: **Rufen sie die Polizei**

FORMAL/INFORMAL "YOU"

„sie“ and „du“

Any statement containing "you" in English can take the formal or informal form in German. The formal is usually used for anyone you don't know and you assume is adult or any professional environment unless you are told otherwise. Informal is used for family, good acquaintances, friends, teenagers or children. People have different ideas of when it is acceptable to use the informal form; for some it takes a day, others take several years, and some may never want to be addressed that way.

Compiled by U.S. Army Garrison Wiesbaden Public Affairs Intern and native German speaker Eric Wilke.

<p>Hello: Hallo</p> <p>Good morning: Guten Morgen</p> <p>Good afternoon / Good evening: Guten Tag</p>		<p>What's your name?: Wie heißen Sie? (formal) / Wie heißt du? (informal)</p> <p>ß is a German letter that is pronounced like an American s.</p> <p>My name is ...: Mein Name ist ...</p>
<p>How are you?: Wie geht es Ihnen (formal) / Wie geht es Dir? Wie geht's? (informal)</p> <p>Fine, thanks: Danke, gut</p> <p>And you?: Und Ihnen? (formal) / Und dir? (informal)</p>	<p>Addressing people in German</p> <p>The English "you" can be translated to "Sie" (formal) or "du" (informal) in German. The formal one is usually used for adults who are not well-known and in a professional context. This is a generalized recommendation, and use might vary.</p>	<p>Where are you from?: Woher kommen Sie? (formal) / Woher kommst Du? (informal)</p> <p>I'm American: Ich bin Amerikaner</p> 
<p>Goodbye: Auf Wiedersehen</p> <p>Bye: Tschüss</p> <p>Please: Bitte</p> <p>Thanks: Danke</p> <p>Yes: Ja</p> <p>No: Nein</p> 	<p>1st Floor: Erdgeschoss</p> <p>2nd Floor: 1. Etage / Stock</p> <p>Elevator: Aufzug</p>	<p>I don't understand: Ich verstehe nicht</p> <p>Slower please: Langsamer bitte</p> <p>My German is not good: Mein Deutsch ist nicht gut</p> <p>I don't know: Ich weiß nicht</p>
<p>A table for two, please: Einen Tisch für zwei, bitte</p> <p>What would you like to drink?: Was möchten Sie trinken?</p> <p>A coffee, please: Einen Kaffee, bitte</p> <p>I don't eat pork: Ich esse kein Schweinefleisch</p> <p>Enjoy your meal: Guten Appetit</p> 	<p>Where do you live?: Wo wohnen Sie? (formal) / Wo wohnst du? (informal)</p> <p>I live in Wiesbaden: Ich wohne in Wiesbaden</p> <p>Large, medium, small: Groß, mittel, klein</p>	<p>The check, please: Die Rechnung bitte</p> <p>Excuse me: Entschuldigung</p> <p>Where's the restroom?: Wo sind die Toiletten?</p> <p>How much is it?: Wie viel kostet das?</p> 
<p>Vegetarian: Vegetarisch</p> <p>Tea: Tee</p> <p>Sugar: Zucker</p> <p>Milk: Milch</p> <p>Lactose-free: Laktosefrei</p> <p>Water: Wasser</p> <p>Salad: Salat</p> <p>Salt: Salz</p> <p>Pepper: Pfeffer</p> <p>Spicy: Scharf</p> 	<p>I need a doctor: Ich brauche einen Arzt</p> <p>I need help: Ich brauche Hilfe</p> <p>Ambulance: Krankenwagen</p> <p>Police: Polizei</p> <p>Fire: Feuer</p> 	

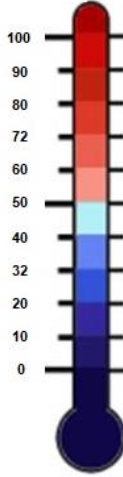
Metric Conversion Charts

If you start out with two basic facts, you'll do fine with the metric system. First, remember that measurements are based on 100. Second, the prefix "centi" means hundred; "kilo" means thousand. Thus a meter is 100 centimeters; a kilometer is 1,000 meters. Similarly, a kilogram has 1,000 grams; a liter is 100 centiliters, and so on.

Outdoor Temperature

{Conversion} = {Chart}

Fahrenheit	Celsius	Weather
100	37	Heat Wave
90	32	Very Hot
80	26	Hot
72	22	Room Temperature
60	15	Warm
50	10	Mild
40	4	Cool
32	0	Water Freezes
20	-6	Cold
10	-12	Very Cold
0	-17	Frigid



OVEN TEMPS

Gas	°F	°C	
1/2	250	120	VERY SLOW
1	275	140	
2	300	150	SLOW
3	325	170	
4	350	180	MODERATE
5	375	190	
6	400	200	MOD. HOT
7	425	220	
8	450	230	HOT
9	475	240	VERY HOT

$^{\circ}\text{C} \times 1.8 + 32 = ^{\circ}\text{F}$
 $^{\circ}\text{F} - 32 \div 1.8 = ^{\circ}\text{C}$

Metric → Imperial
Imperial → Metric



1 inch = 2.54 cm

To convert inches to cms: multiply by 2.54
To convert cms to inches: divide by 2.54

1 gallon = 4½ litres

To convert gallons to litres: multiply by 4.5
To convert litres to gallons: divide by 4.5



1 Km = 5/8 mile

To convert Kilometres to miles: multiply by 5/8 (0.625)
To convert miles to Kilometres: divide by 5/8 (0.625)

1 litre = 1¾ pints

To convert litres to pints: multiply by 1¾ (1.75)
To convert pints to litres: divide by 1¾ (1.75)



1 Kg = 2.2 lbs

To convert Kilograms to pounds: multiply by 2.2
To convert pounds to Kilograms: divide by 2.2

LENGTH CONVERSIONS

1 centimetre	=	10 millimetres	1 cm	=	10 mm
1 decimetre	=	10 centimetres	1 dm	=	10 cm
1 metre	=	100 centimetres	1 m	=	100 cm
1 metre	=	10 decimetres	1 m	=	10 dm
1 kilometre	=	1000 metres	1 km	=	1000 m

AREA CONVERSIONS

1 sq. centimetre	=	100 sq. millimetres	1 sq. cm	=	100 sq. mm
1 sq. metre	=	10,000 sq. centimetres	1 sq. m	=	10,000 sq. cm
1 hectare	=	10,000 sq. metres	1 ha	=	10,000 sq. m
1 sq. km	=	100 hectares	1 sq. km	=	100 ha
1 sq. km	=	1 million sq. metres	1 sq. km	=	1,000,000 sq. m

VOLUME CONVERSIONS

1 cubic centimetre	=	1000 cubic millimetres	1 cu cm	=	1000 cu mm
1 cubic decimetre	=	1000 cubic centimetres	1 cu dm	=	1000 cu cm
1 cubic metre	=	1 million cubic centimetres	1 cu m	=	1,000,000 cu cm
1 cubic metre	=	1000 cubic decimetres	1 cu m	=	1000 cu dm

WEIGHT CONVERSIONS

1 gram	=	1000 milligrams	1g	=	1000 mg
1 decagram	=	10 grams	1dag	=	10g
1 kilogram	=	1000 grams	1 kg	=	1000 g
1 tonne (1 megagram)	=	1000 kilograms	1 t (1 Mg)	=	1000 kg
1 gigagram	=	1000 megagrams	1 Gg	=	1000 Mg or 1000 MT

LIQUID VOLUME (CAPACITY) CONVERSIONS

1 centilitre	=	10 millilitres	1 cl	=	10 ml
1 decilitre	=	10 centilitres	1 dl	=	10cl
1 litre	=	1000 millilitres	1 l	=	1000 ml
1 litre	=	10 decilitres	1 l	=	10dl
1 kilolitre	=	1000 litres	1 kl	=	1000 l

Conversions for Driving and Car Maintenance

To convert Kilometers into Miles, divide the number of KM by 8 and multiply the result by 5. A simpler method of converting KM into Miles (though not quite as accurate) is easy to do if you follow this rule of thumb: multiply the KM by 6 and drop the last zero.

Ex: 20 KM x 6 = 120, Drop the last 0 = 12, 12 KM = 12 M (approximately)

Distance	
Kilometers	Miles
1	0.625
5	3.125
10	6.25
20	12.5
30	18.75
40	25
50	31.25
60	37.50
70	43.75
80	50
90	56.25
100	62.50
110	68.70
120	75
130	81.25
140	87.50
150	93.75
200	125

Tire Pressure	
Kilometers/ Centimeters	Pounds/ Inch
1.37	20
1.50	22
1.75	25
2	29
2.25	32
2.50	36
2.75	40

Gasoline			
Gallons	Liters	Liter	Gallons
1	4.55	1	0.22
2	9.09	2	0.44
3	13.65	3	0.66
4	18.18	4	0.88
5	22.73	5	1.10
10	45.46	10	2.20
20	90.92	50	11.01
50	227.30	75	16.50
100	454.60	100	22
		200	44

Conversions for Clothing Sizes

MEN'S									
Suits/ Coats		Slacks		Shirts		Shoes		Hats	
US	DE	US	DE	US	DE	US	DE	US	DE
32	42	30"	75cm	14	36	6.5	39	6 ¾	54
34	44	32"	80cm	14 1/2	37	7	40	6 7/8	55
36	46	34"	85cm	15	38	7.5	40.5	7	56
38	48	36"	90cm	15 ½	39/40	8	41	7 1/8	57
40	50	38"	95cm	16	41	8.5	41.5	7 ¼	58
42	52	40"	100cm	16 ½	42	9	42	7 3/8	59
44	54	42"	105cm	17	43	9.5	42.5	7 1/2	60
46	56	44"	110cm	Sweaters		10	43		
48	58	46"	115cm	S	46	10.5	43.5		
50	60			M	48-50	11	44		
				L	52-54	11.5	44.5		
				XL	56	12			

WOMEN'S							
Blouses		Stockings		Shoes		Bras	
US	DE	US	DE	US	DE	US	DE
6	34	8	0	4	35	30	65
8	36	8.5	1	4 ½	35 ½	32	70
10	38	9	2	5	36	34	75
12	40	9.5	3	5 ½	36 ½	36	80
14	42	10	4	6	37	38	85
16	44	10.5	5	6 ½	37 ½	40	90
18	46	Underwear		7	38	42	95
20	48	S	46-48	4	7 ½	38 ½	
		M	50-52	5 or 6	8	39	
		L	54-56	7 or 8	8 ½	39 ½	
		XL		9	9	40	
				9 1/2	40 1/2		
				10	41		

CHILDREN'S			
Clothes		Shoes	
US	DE	DE	DE
2	92	2	20
3	98	3	21
4	104	4	22
5	110	5	23
6	116	6	24
7	122	7	25
8	128	8	26
9	134	9	27
10	140	10	28
11	146	11	29
12	152	12	30
13	158	13	31
14	164	14	32
15	170	15	33
16	176		



USAG WIESBADEN SHUTTLE BUS SCHEDULE

Buses operate from Monday to Friday



(Effective 4 March 2020)

NORTH BOUND

FROM: MAINZ KASTEL STORAGE, VIA CLAY KASERNE, HAINERBERG & CRESTVIEW TO AUKAMM

Mainz-Kastel Storage TMP	10:15	11:15	12:15	13:45	15:45	16:45	
Clay Kaserne Welcome Center Bldg 1023W	10:30	11:30	12:30	14:00	16:00	17:00	17:52
Theis Way	10:33	11:33	12:33	14:03	16:03	17:03	17:55
Clay Kaserne GYM / DFAC	10:34	11:34	12:34	14:04	16:04	17:04	17:56
Newman Village	10:38	11:38	12:38	14:08	16:08	17:08	18:00
Clay Kaserne, Red Cross BLDG. 1202	10:41	11:41	12:41	14:11	16:11	17:11	18:03
Clay Kaserne Main Gate	10:44	11:44	12:44	14:14	16:14	17:14	18:06
Hainerberg Florida Str. (near Commissary)	10:59	11:59	12:59	14:29	16:29	17:29	18:21
Hainerberg Wiesbaden Army Lodge	11:02	12:02	13:02	14:32	16:32	17:32	18:24
Hainerberg Texas Str. (near PX)	11:07	12:07	13:07	14:37	16:37	17:37	18:29
Crestview, Sonnenstrasse	11:12	12:12	13:12	14:42	16:42	17:42	18:34
Crestview, Merkurstrasse	11:14	12:14	13:14	14:44	16:44	17:44	18:36
Crestview, Saturnstrasse	11:17	12:17	13:17	14:47	16:47	17:47	18:39
Aukamm	11:27	12:27	13:27	14:57	16:57	17:50	18:42

SOUTH BOUND

FROM: AUKAMM VIA CRESTVIEW, HAINERBERG, CLAY KASERNE TO MAINZ KASTEL STORAGE

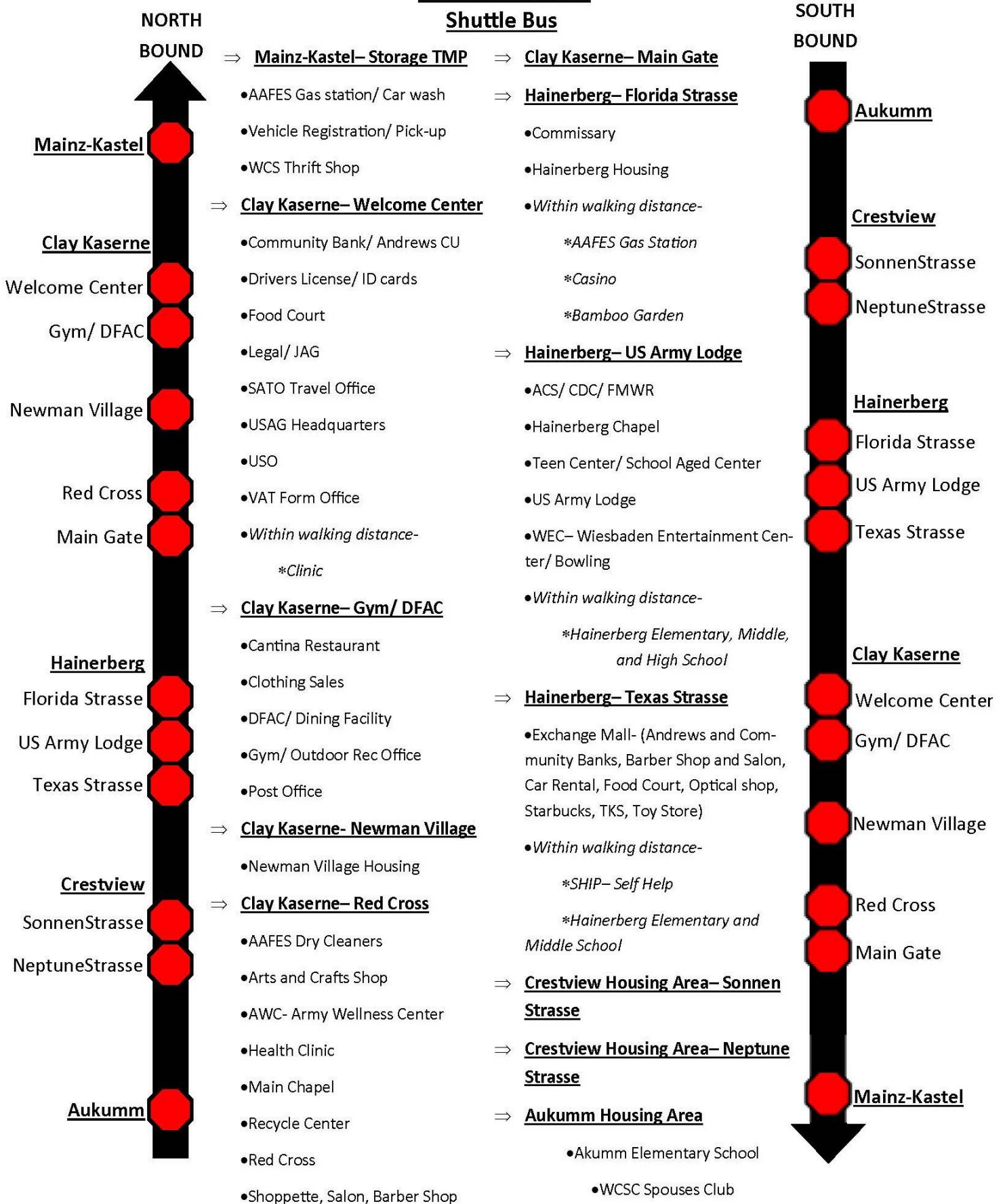
Mainz-Kastel Storage TMP	6:20	8:00							
Aukamm	6:40	8:20	11:27	12:27	13:27	14:15	14:57	16:57	
Crestview, Sonnenstrasse	6:45	8:25	11:12	12:12	13:12	14:20	14:42	16:42	
Crestview, Merkurstrasse	6:47	8:27	11:14	12:14	13:14	14:22	14:44	16:44	
Crestview, Saturnstrasse	6:50	8:30	11:17	12:17	13:17	14:25	14:47	16:47	
Hainerberg Florida Str. (near Commissary)	7:00	8:40	11:42	12:42	13:42	14:30	15:12	17:02	19:30
Hainerberg Wiesbaden Army Lodge	7:03	8:43	11:45	12:45	13:45	14:33	15:15	17:05	19:35
Hainerberg Texas Str. (near PX)	7:08	8:48	11:50	12:50	13:50	14:38	15:20	17:10	19:40
Clay Kaserne Welcome Center Bldg 1023W	7:23	9:03	12:05	13:05	14:05	14:53	15:35	17:25	19:55
Theis Way	7:26	9:06	12:08	13:08	14:08	14:56	15:38	17:28	19:58
Clay Kaserne GYM / DFAC	7:27	9:07	12:09	13:09	14:09	14:57	15:39	17:29	19:59
Newman Village	X	9:10	12:12	13:12	14:12	15:00	15:42	17:32	20:02
Clay Kaserne, Red Cross BLDG. 1202	7:30	9:13	12:15	13:15	14:15	15:03	15:45	17:35	20:05
Clay Kaserne Main Gate	7:33	9:16	12:18	13:18	14:18	15:06	15:48	17:38	20:08
Mainz-Kastel Storage TMP	7:48	9:31	12:33	13:33	14:33	15:21	16:03		20:23

Unless specifically announced, buses operate on all American and German holidays

POC at TMP under DSN 548-7808/7809/7840/1800 (0611-143 548-7808/7809/7840/1800)

USAG Wiesbaden

Shuttle Bus



TAXI service

Phone: Civ (0611) 444-444

There is one authorized taxi company currently servicing U.S. Army installations in Wiesbaden, which is authorized to go to specific posts/Kaserne. If you want a taxi TO PICK YOU UP from Clay Kaserne or Hainerberg Housing, call Taxi Wiesbaden at Civ (0611) 444-444. **RATES AND LOCATIONS**

Procedures for requesting a taxi

1. Call the taxi company. Tell the Taxi dispatcher you need a taxi driver

“WITH A U.S. INSTALLATION PASS”

(Make this clear several times; this is critical. This is the “key word”; if the driver does not have a pass, he will not be allowed on post.)

2. Specify your pick-up point.

Just saying Wiesbaden is not enough - clearly indicate Clay Kaserne or Hainerberg Housing, Mainz-Kastel Kaserne, etc., AND give a building number.

3. Give them your full name.

4. Give them your phone number. *Cell phone preferred*

–Specify the time of pick-up.

–Specify destination.

(Preferably in advance, especially if you need to go or come from the airport.)

5. Specify number of passengers

If you are traveling to the airport, report the total number of suitcases. American luggage sizes are larger than European sizes. Also, report how many passengers will be going. This will determine the vehicle or if they have to come with two cars. These companies do not have many vans. If you have small infants, you will need to bring your own child's vehicle safety seat. It is not a requirement for taxi's to provide that.

6. Be prepared to pay in full with euros (€).

Be prepared to pay all taxi drivers in euros. Some taxis do not accept U.S. dollars or any form of credit.

***RESERVATION NOTE:**

The best thing to do is call in advance and coordinate an appointment in order to get the larger vehicles. All taxis will be searched upon arrival at the installation access control point at any installation, even with U.S. ID cardholders as passengers. **Taxi drivers without installation passes CAN NOT be signed in to any U.S. Army Garrison Wiesbaden installation.**

WIESBADEN COMMUNITY
SPOUSES' CLUB



THE THRIFT SHOP

Current Location:

7762 Washingtonstrasse
Old PX Bldg, Hainerberg Housing
Wiesbaden

Contact Information:

thriftshopwcspouseclub@gmail.com
membershipwcspousesclub@gmail.com

Facebook:

[facebook.com/wcscthriftshop](https://www.facebook.com/wcscthriftshop)

Current Hours:

Tuesdays and Thursdays:
10am to 2pm
2nd & 4th Saturday of each
month: 10am to 2pm

Check out our Thrift Shop Facebook page to get all of the latest information on sales, hours, and events

The WCSC Thrift Shop is a community fundraiser for the Wiesbaden Community Spouses' Club. The money you spend is reinvested back into the community as Scholarships, Grants and Gifts.

The Thrift Shop is ALWAYS in need of volunteers! Anyone from the community, whether a WCSC member or not, is welcome to volunteer at the Thrift Shop!

We are proud to offer a 25% discount for all E4 and below to include family members. This discount does exclude Consignments and white tagged items.

Interested in Consignment? Consignments are done by appointment ONLY!

Patrons may consign up to 24 items per week, and up to 12 items per day. With PCS orders, consignors may consign up to 48 per week.

Download, print, and complete the 2 forms (Contract and Inventory Sheet).

Bring the forms with your items to consign. All consignments are due one hour before the shop closes.

Recycling and Reuse Center

- **Location:** Clay Kaserne, Bldg. 2450
(Behind the Arts and Crafts Center)
- **Phone:** DSN 548-4030
Civ (0611) 143-548-4030
- **Hours of operation:**
Mon.–Fri., noon–3:30 p.m. and Thurs. noon–6 p.m. Every second Saturday of the month open from 10 a.m.–4 p.m. Closed on Holidays

The reuse center is for U.S. ID Cardholders only. Visitors may take up to 10 items and donations of serviceable household goods are welcome.